

---

# Min-Max Problems on Factor-Graphs

---

## Abstract

We study the min-max problem in factor graphs, which seeks the assignment that minimizes the maximum value over all factors. We reduce this problem to both min-sum and sum-product inference, and focus on the later. This approach reduces the min-max inference problem to a sequence of constraint satisfaction problems (CSPs) which allows us to sample from a uniform distribution over the set of solutions. We demonstrate how this scheme provides a message passing solution to several NP-hard combinatorial problems, such as min-max clustering (*a.k.a.*  $K$ -clustering), the asymmetric  $K$ -center problem,  $K$ -packing and the bottleneck traveling salesman problem. Furthermore we theoretically relate the min-max reductions to several NP hard decision problems, such as clique cover, set-cover, maximum clique and Hamiltonian cycle, therefore also providing message passing solutions for these problems. Experimental results suggest that message passing often provides near optimal min-max solutions for moderate size instances.

## 1. Introduction

In recent years, message passing methods have achieved a remarkable success in solving different classes of optimization problems, including maximization (*e.g.*, Frey & Dueck 2007; Biazzo et al. 2012; Bayati et al. 2005), counting (Huang & Jebara 2009; Kroc et al. 2008) and constraint satisfaction problems (*e.g.*, Mezard et al. 2002; Zdeborov & Krzkaa 2007). When formulated as a graphical model, these problems correspond to different modes of inference: (a) solving a CSP corresponds to sampling from a uniform distribution over satisfying assignments, (b) counting usually corresponds to estimation of the partition function, and (c) maximization corresponds to maximum a posteriori (MAP) inference. Here we consider a new class of inference over graphical models –*i.e.*, (d) the min-max inference

problem, where the objective is to find an assignment that minimizes the maximum value over a set of functions.

The min-max objective appears in various fields, particularly in building robust models under uncertain and adversarial settings. In the context of probabilistic graphical models, several different min-max objectives have been previously studied (*e.g.*, Kearns et al. 2001; Ibrahimi et al. 2011). In combinatorial optimization, min-max may refer to the relation between maximization and minimization in dual combinatorial objectives and their corresponding linear programs (*e.g.*, Schrijver 1983), or it may refer to min-max settings due to uncertainty in the problem specification (*e.g.*, Averbakh 2001; Aissi et al. 2009).

Our setting is closely related to a third class of min-max combinatorial problems that are known as *bottleneck* problems. Instances of these problems include the bottleneck traveling salesman problem (Parker & Rardin 1984), min-max clustering (Gonzalez 1985), the  $k$ -centers problem (Dyer & Frieze 1985; Khuller & Sussmann 2000) and the bottleneck assignment problem (Gross 1959).

Edmonds & Fulkerson (1970) introduce a bottleneck framework with a duality theorem that relates the min-max objective in one problem instance to a max-min objective in the corresponding dual problem. An intuitive example is the duality between the min-max cut separating nodes  $a$  and  $b$  – minimum of the maximum weight in a cut – and min-max path between  $a$  and  $b$  – minimum of maximum weight in a path (Fulkerson 1966). Hochbaum & Shmoys (1986) leverage the triangle inequality in metric spaces to find constant factor approximations to several NP-hard min-max problems under a unified framework.

The common theme in a majority of heuristics for min-max or bottleneck problems is the relation of the min-max objective to a CSP (*e.g.*, Hochbaum & Shmoys 1986; Panigrahy & Vishwanathan 1998). In this paper we establish a similar relation within the context of factor graphs, by reducing the min-max inference problem on the original factor graph to that of sampling (*i.e.*, solving a CSP) on the reduced factor graph. We also briefly introduce an alternative approach, where the factor graph is transformed such that the min-sum objective produces the same optimal result as the min-max objective on the original factor graph. Although this reduction is theoretically appealing, in its simple form it suffers from numerical problems, which is why

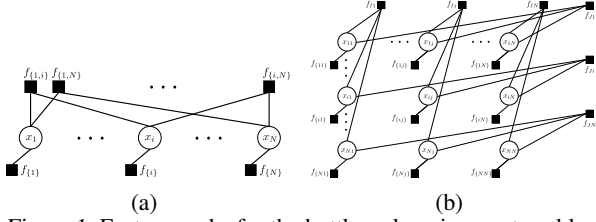


Figure 1. Factor graphs for the bottleneck assignment problem

we do not pursue it here.

Section 2 formalizes min-max problem in probabilistic graphical models and provides an inference procedure by reduction to a sequence of CSPs on the factor graph. Section 3 reviews the perturbed belief propagation equations (Ravanbakhsh & Greiner 2014) and several forms of high order factors that allow efficient sum-product inference. Finally Section 4 uses these factors to build efficient algorithms for several important min-max problems with general distance matrices. These applications include problems such as K-packing which were not previously studied within the context of min-max or bottleneck problems.

## 2. Factor Graphs and CSP Reductions

Let  $x = \{x_1, \dots, x_n\}$ , where  $x \in \mathcal{X} \triangleq \mathcal{X}_1 \times \dots \times \mathcal{X}_n$  denotes a set of discrete variables. Each factor  $f_I(x_I) : \mathcal{X}_I \rightarrow \mathcal{Y}_I \subset \mathbb{R}$  is a real valued function with range  $\mathcal{Y}_I$ , over a subset of variables –i.e.,  $I \subseteq \{1, \dots, n\}$ . Given the set of factors  $\mathcal{F}$ , the min-max objective is

$$x^* = \arg_x \min \max_{I \in \mathcal{F}} f_I(x_I) \quad (1)$$

This model can be conveniently represented as a bipartite graph, known as *factor graph* (Kschischang & Frey 2001), which includes two sets of nodes: variable nodes  $x_i$ , and factor nodes  $f_I$ . A variable node  $i$  (note that we will often identify a variable  $x_i$  with its index “ $i$ ”) is connected to a factor node  $I$  if and only if  $i \in I$ . We will use  $\partial$  to denote the neighbors of a variable or factor node in the factor graph— that is  $\partial I = \{i \text{ s.t. } i \in I\}$  (which is the set  $I$ ) and  $\partial i = \{I \text{ s.t. } i \in I\}$ .

Let  $\mathcal{Y} = \bigcup_I \mathcal{Y}_I$  denote the union over the range of all factors. The min-max value belongs to this set  $\max_{I \in \mathcal{F}} f_I(x_I^*) \in \mathcal{Y}$ . In fact for any assignment  $x$ ,  $\max_{I \in \mathcal{F}} f_I(x_I) \in \mathcal{Y}$ .

**Example Bottleneck Assignment Problem:** given a matrix  $D \in \mathbb{R}^{N \times N}$ , select a subset of entries of size  $N$  whose maximum entry is as small as possible, subject to the constraint that it includes exactly one entry for each row, and for each column. For example, the entry  $D_{i,j}$  could be the time required by worker  $i$  to finish task  $j$ . The min-max assignment minimizes the maximum time required by

any worker to finish his assignment. This problem is also known as bottleneck bipartite matching and belongs to the class  $\mathcal{P}$  (e.g., Garfinkel 1971). Here we show two factor graph representations of this problem.

*Categorical variable representation:* Consider a factor graph with  $x = \{x_1, \dots, x_N\}$ , where each variable  $x_i \in \{1, \dots, N\}$  indicates the column of the selected entry in row  $i$  of  $D$ . For example  $x_1 = 5$  indicates the fifth column of the first row is selected (see Figure 1(a)). Define the following factors: (a) local factors  $f_{\{i\}}(x_i) = D_{i,x_i}$  and (b) pairwise factors  $f_{\{i,j\}}(x_{\{i,j\}}) = \infty \mathbb{I}(x_i = x_j) - \infty \mathbb{I}(x_i \neq x_j)$  that enforce the constraint  $x_i \neq x_j$ . Here  $\mathbb{I}(\cdot)$  is the indicator function –i.e.,  $\mathbb{I}(True) = 1$  and  $\mathbb{I}(False) = 0$ . Also by convention  $\infty \cdot 0 \triangleq 0$ . Note that if  $x_i = x_j$ ,  $f_{\{i,j\}}(x_{\{i,j\}}) = \infty$ , making this choice unsuitable in the min-max solution. On the other hand with  $x_i \neq x_j$ ,  $f_{\{i,j\}}(x_{\{i,j\}}) = -\infty$  meaning this factor has no impact on the min-max value as it will never be selected by eq. (1).

*Binary variable representation:* Consider a factor graph where  $x = [x_{1-1}, \dots, x_{1-N}, x_{2-1}, \dots, x_{2-N}, \dots, x_{N-1}, \dots, x_{N-N}] \in \{0, 1\}^{N \times N}$  indicate whether each entry is selected  $x_{i-j} = 1$  or not  $x_{i-j} = 0$  (see Figure 1(b)). Here the factors  $f_I(x_I) = -\infty \mathbb{I}(\sum_{i \in \partial I} x_i = 1) + \infty \mathbb{I}(\sum_{i \in \partial I} x_i \neq 1)$  ensures that only one variable in each row and column is selected and local factors  $f_{i-j}(x_{i-j}) = x_{i-j} D_{i,j} - \infty(1 - x_{i-j})$  have any effect only if  $x_{i-j} = 1$ .

The min-max assignment in both of these factor graphs as defined in eq. (1) gives a solution to the bottleneck assignment problem.

For any  $y \in \mathcal{Y}$  in the range of factor values, we *reduce* the original min-max problem to a CSP using the following reduction. For any  $y \in \mathcal{Y}$ , the  $\mu_y$ -**reduction** of the min-max problem eq. (1) is given by

$$\mu_y(x) \triangleq \frac{1}{Z_y} \prod_I \mathbb{I}(f_I(x_I) \leq y) \quad (2)$$

where  $Z_y \triangleq \sum_{x \in \mathcal{X}} \prod_I \mathbb{I}(f_I(x_I) \leq y)$  is the normalizing constant and  $\mathbb{I}(\cdot)$  is the indicator function.<sup>1</sup> This distribution defines a CSP over  $\mathcal{X}$ , where  $\mu_y(x) > 0$  iff  $x$  is a satisfying assignment. Moreover  $Z_y$  gives the number of satisfying assignments.

We will use  $f_I^y(x_I) \triangleq \mathbb{I}(f_I(x_I) \leq y)$  to refer to reduced factors. The following theorem is the basis of our approach to solving min-max problems.

**Theorem 2.1**<sup>2</sup> Let  $x^*$  denote the min-max solution and  $y^*$  be its corresponding value –i.e.,  $y^* = \max_I f_I(x_I^*)$ . Then  $\mu_y(x)$  is satisfiable for all  $y \geq y^*$  (in particular  $\mu_y(x^*) > 0$ ) and unsatisfiable for all  $y < y^*$ .

<sup>1</sup> To always have a well-defined probability, we define  $\frac{0}{0} \triangleq 0$ .

<sup>2</sup> All proofs appear in appendix A.

This theorem enables us to find a min-max assignment by solving a sequence of CSPs. Let  $y^{(1)} \leq \dots \leq y^{(N)}$  be an ordering of  $y \in \mathcal{Y}$ . Starting from  $y = y^{(\lceil N/2 \rceil)}$ , if  $\mu_y$  is satisfiable then  $y^* \leq y$ . On the other hand, if  $\mu_y$  is not satisfiable,  $y^* > y$ . Using a binary search, we need to solve  $\log(|\mathcal{Y}|)$  CSPs to find the min-max solution. Moreover at any time step during the search we have both upper and lower bounds on the optimal solution. That is  $\underline{y} < y^* \leq \bar{y}$ , where  $\mu_{\underline{y}}$  is the latest unsatisfiable and  $\mu_{\bar{y}}$  is the latest satisfiable reduction.

**Example Bottleneck Assignment Problem:** Here we define the  $\mu_y$ -reduction of the binary valued factor graph for this problem by reducing the constraint factors to  $f^y(x_I) = \mathbb{I}(\sum_{i \in \partial I} x_i = 1)$  and the local factors to  $f_{\{i-j\}}^y(x_{i-j}) = x_{i-j} \mathbb{I}(D_{i,j} \leq y)$ . The  $\mu_y$ -reduction can be seen as defining a uniform distribution over all valid assignments (*i.e.*, each row and each column has a single entry) where none of the  $N$  selected entries are larger than  $y$ .

## 2.1. Reduction to Min-Sum

Kabadi & Punnen (2004) introduce a simple method to transform instances of the bottleneck TSP to TSP. Here we show how this result extends to min-max problems over factor graphs.

**Lemma 2.2** Any two sets of factors,  $\{f_I\}_{I \in \mathcal{F}}$  and  $\{f'_I\}_{I \in \mathcal{F}}$ , have identical min-max solution

$$\arg_x \min \max_I f_I(x_I) = \arg_x \min \max_I f'_I(x_I)$$

if  $\forall I, J \in \mathcal{F}, x_I \in \mathcal{X}_I, x_J \in \mathcal{X}_J$

$$f_I(x_I) < f_J(x_J) \Leftrightarrow f'_I(x_I) < f'_J(x_J)$$

This lemma states that what matters in the min-max solution is the *relative ordering* in the factor values.

Let  $y^{(1)} \leq \dots \leq y^{(N)}$  be an ordering of elements in  $\mathcal{Y}$ , and let  $r(f_I(x_I))$  denote the rank of  $y_I = f_I(x_I)$  in this ordering. Define the min-sum reduction of  $\{f_I\}_{I \in \mathcal{F}}$  as

$$f'_I(x_I) = 2^{r(f_I(x_I))} \quad \forall I \in \mathcal{F}$$

## Theorem 2.3

$$\arg_x \min \sum_I f'_I(x_I) = \arg_x \min \max_I f_I(x_I)$$

where  $\{f'_I\}_I$  is the min-sum reduction of  $\{f_I\}_I$ .

Although this allows us to use min-sum message passing to solve min-max problems, the values in the range of factors grow exponentially fast, resulting in numerical problems.

## 3. Solving CSP reductions

So far, we have assumed that we are using an exact CSP solver. Previously, in solving CSP reductions, we assumed an ideal CSP solver. Finding an assignment  $x$  such that  $\mu_y(x) > 0$ , or otherwise showing that no such assignment exists, is in general NP-hard (Cooper 1990). However, message passing methods have been successfully used to provide state of the art results in solving difficult CSPs. We use perturbed belief propagation (Ravanbakhsh & Greiner 2014) for this purpose. By using an incomplete solver (Kautz et al. 2009), we lose the upper-bound  $\bar{y}$  on the optimal min-max solution, as perturbed belief propagation (PBP) may not find a solution even if the instance is satisfiable. However the following theorem states that, as we increase  $y$  from the min-max value  $y^*$ , the number of satisfying assignments to  $\mu_y$ -reduction increases, making it potentially easier to solve.

### Proposition 3.1

$$y_1 < y_2 \Rightarrow Z_{y_1} \leq Z_{y_2} \quad \forall y_1, y_2 \in \mathfrak{R}$$

This means that the sub-optimality of our solution is related to our ability to solve CSP-reductions – that is, as the gap  $y - y^*$  increases, the  $\mu_y$ -reduction potentially becomes easier to solve.

PBP is a message passing method that interpolates between belief propagation and Gibbs sampling. At each iteration, PBP sends a message from variables to factors ( $\nu_{i \rightarrow I}$ ) and vice versa ( $\nu_{I \rightarrow i}$ ). The factor to variable message is given by

$$\nu_{I \rightarrow i}(x_i) \propto \sum_{x_{I \setminus i} \in \mathcal{X}_{\partial I \setminus i}} f_I^y(x_i, x_{I \setminus i}) \prod_{j \in \partial I \setminus i} \nu_{j \rightarrow I}(x_j) \quad (3)$$

where the summation is over all the variables in  $I$  except for  $x_i$ . The variable to factor message for PBP is slightly different from BP; it is a linear combination of BP message update and an indicator function, defined based on a sample from the current estimate of marginal  $\hat{\mu}(x_i)$ :

$$\nu_{i \rightarrow I}(x_i) \propto (1 - \gamma) \prod_{J \in \partial i \setminus I} \nu_{J \rightarrow i}(x_i) + \gamma \mathbb{I}(\hat{x}_i = x_i) \quad (4)$$

$$\text{where } \hat{x}_i \sim \hat{\mu}(x_i) \propto \prod_{J \in \partial i} \nu_{J \rightarrow i}(x_i) \quad (5)$$

where for  $\gamma = 0$  we have BP updates and for  $\gamma = 1$ , we have Gibbs sampling. PBP starts at  $\gamma = 0$  and linearly increases  $\gamma$  at each iteration, ending at  $\gamma = 1$  at its final iteration. At any iteration PBP may encounter a contradiction where the product of incoming messages to node  $i$  is

275  
276  
277  
278  
279  
280  
281  
282  
283  
284  
285  
286  
287  
288  
289  
290  
291  
292  
293  
294  
295  
296  
297  
298  
299  
300  
301  
302  
303  
304  
305  
306  
307  
308  
309  
310  
311  
312  
313  
314  
315  
316  
317  
318  
319  
320  
321  
322  
323  
324  
325  
326  
327  
328  
329

zero for all  $x_i \in \mathcal{X}_i$ , which means that either the problem is unsatisfiable or PBP is not able to find a solution. However if it reaches the final iteration, PBP produces a sample from  $\mu_y(x)$ , which is a solution to the corresponding CSP. The number of iterations  $T$  is the only parameter of PBP and increasing  $T$ , increases the chance of finding a solution. False positives will not occur, but a downside is time complexity.

### 3.1. Computational Complexity

PBP's time complexity per iteration is identical to that of BP—*i.e.*,

$$\mathcal{O}\left(\sum_I (|\partial I| |\mathcal{X}_I|) + \sum_i (|\partial i| |\mathcal{X}_i|)\right) \quad (6)$$

where the first summation accounts for all factor-to-variable messages (eq. (3))<sup>3</sup> and the second one accounts for all variable-to-factor messages (eq. (4)).

To perform binary search over  $\mathcal{Y}$  we need to sort  $\mathcal{Y}$ , which requires  $\mathcal{O}(|\mathcal{Y}| \log(|\mathcal{Y}|))$ . However, since  $|\mathcal{Y}_i| \leq |\mathcal{X}_i|$  and  $|\mathcal{Y}| \leq \sum_I |\mathcal{Y}_i|$ , the cost of sorting is already contained in the first term of eq. (6), and may be ignored in asymptotic complexity.

The only remaining factor is that of binary search itself, which is  $\mathcal{O}(\log(|\mathcal{Y}|)) = \mathcal{O}(\log(\sum_I (|\mathcal{X}_I|)))$ —*i.e.*, at most logarithmic in the cost of PBP's iteration (*i.e.*, first term in eq. (6)). Also note that the factors added as constraints only take two values of  $\pm\infty$ , and have no effect in the cost of the binary search.

As this analysis suggests, the dominant cost is that of sending factor-to-variable messages, where a factor may depend on a large number of variables. The next section shows that many interesting factors are sparse, which allows efficient calculation of messages.

### 3.2. High Order Factors

The factor graph formulation of many interesting min-max problems involves sparse high-order factors. In all such factors, we are able to significantly reduce the  $\mathcal{O}(|\mathcal{X}_I|)$  time complexity of calculating factor-to-variable messages. Efficient message passing over such factors is studied by several works in the context of sum-product and max-product inference (*e.g.*, Potetz & Lee 2008; Gupta et al. 2007; Tarlow et al. 2010; Tarlow et al. 2012). The simplest form of sparse factor in our formulation is the so-called Potts factor,  $f_{\{i,j\}}^y(x_i, x_j) = \mathbb{I}(x_i = x_j)\phi(x_i)$ . This factor assumes the same domain for all the variables ( $\mathcal{X}_i = \mathcal{X}_j \forall i, j$ )

<sup>3</sup>The  $|\partial I|$  is accounting for the number of messages that are sent from each factor. However if the messages are calculated synchronously this factor disappears. Although more expensive, in practice, asynchronous message updates performs better.

and its tabular form is non-zero only across the diagonal. It is easy to see that this allows the marginalization of eq. (3) to be performed in  $\mathcal{O}(|\mathcal{X}_i|)$  rather than  $\mathcal{O}(|\mathcal{X}_i| |\mathcal{X}_j|)$ . Another factor of similar form is the inverse Potts factor,  $f_{\{i,j\}}^y(x_i, x_j) = \mathbb{I}(x_i \neq x_j)$ , which ensures  $x_i \neq x_j$ . In fact any pair-wise factor that is a constant plus a band-limited matrix allows  $\mathcal{O}(|\mathcal{X}_i|)$  inference (*e.g.*, see Section 4.4).

In Section 4, we use cardinality factors, where  $\mathcal{X}_i = \{0, 1\}$  and the factor is defined based on the number of non-zero values—*i.e.*,  $f_{\mathcal{K}}^y(x_{\mathcal{K}}) = f_{\mathcal{K}}^y(\sum_{i \in \mathcal{K}} x_i)$ . The  $\mu_y$ -reduction of the factors we use in the binary representation of the bottleneck assignment problem is in this category. Gail et al. (1981) propose a simple  $\mathcal{O}(|\partial I| K)$  method for  $f_{\mathcal{K}}^y(x_{\mathcal{K}}) = \mathbb{I}(\sum_{i \in \mathcal{K}} x_i = K)$ . We refer to this factor as K-of-N factor and use similar algorithms for at-least-K-of-N  $f_{\mathcal{K}}^y(x_{\mathcal{K}}) = \mathbb{I}(\sum_{i \in \mathcal{K}} x_i \leq K)$  and at-most-K-of-N  $f_{\mathcal{K}}^y(x_{\mathcal{K}}) = \mathbb{I}(\sum_{i \in \mathcal{K}} x_i \geq K)$  factors (see Appendix B). An alternative for more general forms of high order factors is the clique potential of Potetz & Lee (2008). For large  $K$ , more efficient methods evaluate the sum of pairs of variables using auxiliary variables forming a binary tree and use Fast Fourier Transform to reduce the complexity of K-of-N factors to  $\mathcal{O}(N \log(N)^2)$  (see Tarlow et al. (2012) and references in there).

## 4. Applications

Here we introduce the factor graph formulation for several NP-hard min-max problems. Interestingly the CSP-reduction for each case is an important NP-hard problem. Table 1 shows the relationship between the min-max and the corresponding CSP and the factor  $\alpha$  in the constant factor approximation available for each case. For example,  $\alpha = 2$  means the results reported by some algorithm is guaranteed to be within factor 2 of the optimal min-max value  $\hat{y}^*$  when the distances satisfy triangle inequality. This table also includes the complexity of the message passing procedure (assuming asynchronous message updates) in finding the min-max solution. See Appendix C for details.

### 4.1. Min-Max Clustering

Given a symmetric matrix of pairwise distances  $D \in \mathbb{R}^{N \times N}$  between  $N$  data-points and a number of clusters  $K$ , min-max clustering seeks a partitioning of data-points that minimizes the maximum distance between all the pairs in the same partition.

Let  $x = \{x_1, \dots, x_N\}$  with  $x_i \in \mathcal{X}_i = \{1, \dots, K\}$  be the set of variables, when  $x_i = k$  means, point  $i$  belongs to cluster  $k$ . The Potts factor  $f_{\{i,j\}}(x_i, x_j) = \mathbb{I}(x_i = x_j)D_{i,j} - \infty \mathbb{I}(x_i \neq x_j)$  between any two points is equal to

330  
331  
332  
333  
334  
335  
336  
337  
338  
339  
340  
341  
342  
343  
344  
345  
346  
347  
348  
349  
350  
351  
352  
353  
354  
355  
356  
357  
358  
359  
360  
361  
362  
363  
364  
365  
366  
367  
368  
369  
370  
371  
372  
373  
374  
375  
376  
377  
378  
379  
380  
381  
382  
383  
384

385  
386  
387  
388  
389  
390  
391  
392  
393  
394  
395  
396  
397  
398  
399  
400  
401  
402  
403  
404  
405  
406  
407  
408  
409  
410  
411  
412  
413  
414  
415  
416  
417  
418  
419  
420  
421  
422  
423  
424  
425  
426  
427  
428  
429  
430  
431  
432  
433  
434  
435  
436  
437  
438  
439

Table 1. Min-max combinatorial problems and the corresponding CSP reductions. The last column reports the best  $\alpha$ -approximations when triangle inequality holds. \* indicates best possible approximation.

min-max problem	$\mu_y$ -reduction	msg-passing cost	$\alpha$
min-max clustering	clique cover problem	$\mathcal{O}(N^2 K \log(N))$	$2^*$ (Gonzalez 1985)
K-packing	max-clique problem	$\mathcal{O}(N^2 K \log(N))$	N/A
(weighted) K-center problem	dominating set problem	$\mathcal{O}(N^3 \log(N))$ or $\mathcal{O}(NR^2 \log(N))$	$\min(3, 1 + \frac{\max_i w_i}{\min_i w_i})$ (Dyer & Frieze 1985)
asymmetric K-center problem	set cover problem	$\mathcal{O}(N^3 \log(N))$ or $\mathcal{O}(NR^2 \log(N))$	$\log(N)^*$ (Panigrahy & Vishwanathan 1998; Chuzhoy et al. 2005)
bottleneck TSP	Hamiltonian cycle problem	$\mathcal{O}(N^3 \log(N))$	$2^*$ (Parker & Rardin 1984)
bottleneck Asymmetric TSP	directed Hamiltonian cycle	$\mathcal{O}(N^3 \log(N))$	$\log(n) / \log(\log(n))$ (An et al. 2010)

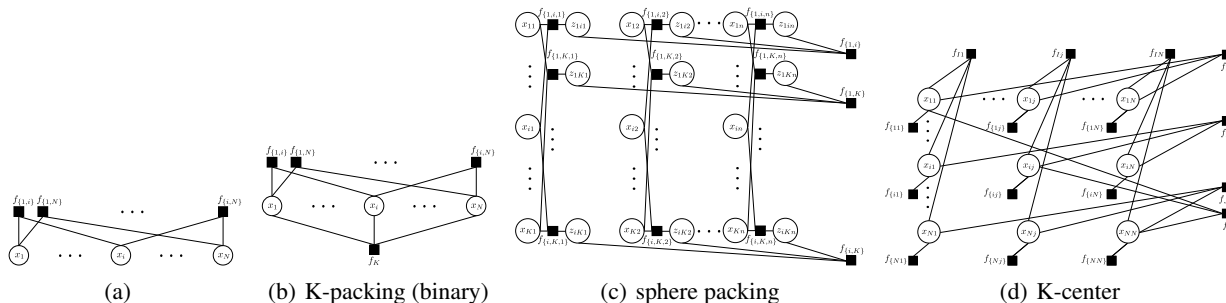


Figure 2. The factor graphs for different applications. Factor graph (a) is common between min-max clustering, Bottleneck TSP and K-packing (categorical). However the definition of factors are different in each case.

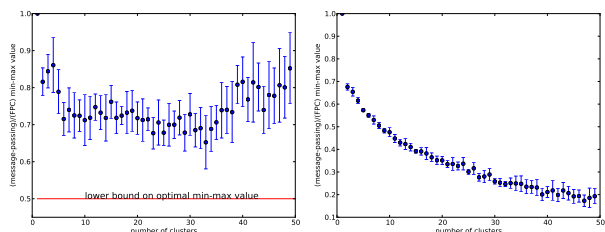


Figure 3. Min-max clustering of 100 points with varying number of clusters ( $x$ -axis). Each point is an average over 10 random instances. The  $y$ -axis is the ratio of the min-max value obtained by message passing ( $T = 50$  iterations for PBP) over the min-max value of FPC. (left) Clustering of random points in 2D Euclidean space. The red line is the lower bound on the optimal result based on the worst case guarantee of FPC. (right) Using symmetric random distance matrix where  $D_{i,j} = D_{j,i} \sim U(0, 1)$ .

$D_{i,j}$  if points  $i$  and  $j$  belong the same cluster and  $-\infty$  otherwise (see Figure 2(a)). When applied to this factor graph, the min-max solution  $x^*$  of eq. (1) defines the clustering of points with minimum of maximum inter-cluster distances.

Now we investigate properties of  $\mu_y$ -reduction for this factor graph.  $y$ -neighborhood graph for distance matrix  $D \in \mathbb{R}^{N \times N}$  is defined as graph  $\mathcal{G}(D, y) = (\mathcal{V}, \mathcal{E})$ , where  $\mathcal{V} = \{1, \dots, N\}$  and  $\mathcal{E} = \{(i, j) \mid D_{i,j} \leq y\}$ . Note that this definition is also valid for an asymmetric adjacency matrix  $D$ . In such cases the  $y$ -neighborhood graph is a directed-graph.

The  $K$ -clique-cover  $\mathcal{C} = \{\mathcal{C}_1, \dots, \mathcal{C}_K\}$  for a graph  $\mathcal{G} = (\mathcal{V}, \mathcal{E})$  is a partitioning of  $\mathcal{V}$  to at most  $K$  partitions such that  $\forall i, j, k \ i, j \in \mathcal{C}_k \Rightarrow (i, j) \in \mathcal{E}$ .

**Proposition 4.1** The  $\mu_y$ -reduction of the min-max clustering factor graph defines a uniform distribution over the  $K$ -clique-covers of  $\mathcal{G}(D, y)$ .

Figure 3 compares the performance of min-max clustering using message passing to that of Furthest Point Clustering (FPC) of Gonzalez (1985) that is 2-optimal when the triangle inequality holds. Note that message passing solutions are superior even when using Euclidean distance.

## 4.2. K-Packing

Given a symmetric distance matrix  $D \in \mathbb{R}^{N \times N}$  between  $N$  data-points and a number of code-words  $K$ , the  $K$ -packing problem is to choose a subset of  $K$  points such that the minimum distance  $D_{i,j}$  between any two code-words is maximized. Here we introduce two different factor graph formulations for this problem.

### 4.2.1. FIRST FORMULATION: BINARY VARIABLES

Let binary variables  $x = \{x_1, \dots, x_N\} \in \{0, 1\}^N$ , indicate a subset of variables of size  $K$  that are selected as code-words (see Figure 2(b)). Use the factor  $f_{\mathcal{K}}(x) = \infty \mathbb{I}(\sum_i x_i \neq K) - \infty \mathbb{I}(\sum_i x_i = K)$  (here  $\mathcal{K} = \{1, \dots, N\}$ ) to ensure this constraint. The  $\mu_y$ -reduction of this factor for any  $-\infty < y < +\infty$  is a  $K$ -of- $N$  factor as defined in Section 3.2. Furthermore, for any two variables  $x_i$  and  $x_j$ , define factor  $f_{\{x_i, x_j\}}(x_{i,j}) = -D_{i,j} x_i x_j - \infty(1 - x_i x_j)$ . This factor is effective only if both points are selected as code-words. We use  $-D_{i,j}$  to convert the initial max-min objective to min-max.

## 4.2.2. SECOND FORMULATION: CATEGORICAL VARIABLES

Define the  $K$ -packing factor graph as follows: Let  $x = \{x_1, \dots, x_K\}$  be the set of variables where  $x_i \in \mathcal{X}_i = \{1, \dots, N\}$  (see Figure 2(a)). For every two distinct points  $1 \leq i < j \leq K$ , define the factor  $f_{\{i,j\}}(x_i, x_j) = -D_{x_i, x_j} \mathbb{I}(x_i \neq x_j) + \infty \mathbb{I}(x_i = x_j)$ . Here each variable represents a code-word and the last term of each factor ensures that code-words are distinct.

**Proposition 4.2** *The  $\mu_y$ -reduction of the  $K$ -packing factor graph for the distance matrix  $D \in \mathbb{R}^{N \times N}$  defines a uniform distribution over the cliques of  $\mathcal{G}(-D, -y)$  that are larger than  $K$ .*

The  $\mu_y$ -reduction of our second formulation is similar to the factor graph used by Ramezanpour & Zecchina (2012) to find non-linear binary codes. The authors consider the Hamming distance between all binary vectors of length  $n$  (i.e.,  $N = 2^n$ ) to obtain binary codes with known minimum distance  $y$ . As we saw, this method is  $\mathcal{O}(N^2 K^2) = \mathcal{O}(2^{2n} K^2)$  –i.e., grows exponentially in the number of bits  $n$ . In the following section, we introduce a factor graph formulation specific to categorical variables with Hamming distance that have message passing complexity  $\mathcal{O}(n^2 K^2 y)$  –i.e., not exponential in  $n$ . Using this formulation we find optimal binary codes where both  $n$  and  $y$  are large.

## 4.2.3. SPHERE PACKING WITH HAMMING DISTANCE

Our factor graph defines a distribution over the  $K$  binary vectors of length  $n$  such that the distance between every pair of binary vectors is at least  $y$ .<sup>4</sup> Finding so-called “nonlinear binary codes” is a fundamental problem in information theory and a variety of methods have been used to find better codes where either the number of keywords  $K$  or their minimum distance  $y$  is maximized (e.g., see Litsyn et al. 1999, and the references therein). Let  $x = \{x_{1-1}, \dots, x_{1-n}, x_{2-1}, \dots, x_{2-n}, \dots, x_{K-n}\}$  be the set of our binary variables, where  $x_i = \{x_{i-1}, \dots, x_{i-n}\}$  represents the  $i^{\text{th}}$  binary vector or code-word. Additionally for each  $1 \leq i < j \leq K$ , define an auxiliary binary vector  $z_{i,j}$  of length  $n$ :  $z_{i,j} = \{z_{i,j,1}, \dots, z_{i,j,n}\}$  (see Figure 2(c)).

For each distinct pair of binary vectors  $x_i$  and  $x_j$ , and a particular bit  $1 \leq k \leq n$ , the auxiliary variable  $z_{i,j,k} = 1$  iff  $x_{i-k} \neq x_{j-k}$ . Then we define an at-least- $y$ -of- $n$  factor over  $z_{i,j}$  for every pair of code-words, to ensure that they differ in at least  $y$  bits.

In more details, define the following factors on  $x$  and  $z$ :

<sup>4</sup> For convenience we restrict this construction to the case of binary vectors. Similar procedure may be used to find maximally distanced ternary and  $q$ -ary vectors, for arbitrary  $q$ .

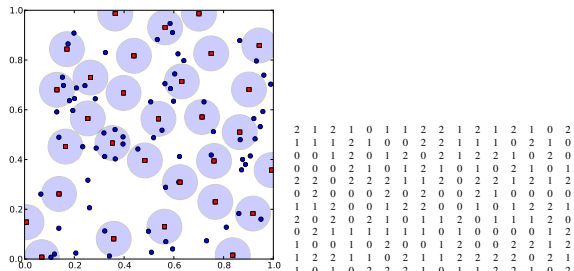


Figure 4. (left) Using message passing to choose  $K = 30$  out of  $N = 100$  random points in the Euclidean plane to maximize the minimum pairwise distance (with  $T = 500$  iterations for PBP). Touching circles show the minimum distance. (right) Example of an optimal ternary code ( $n = 16, y = 11, K = 12$ ), found using the  $K$ -packing factor graph of Section 4.2.3. Here each of  $K = 12$  lines contains one code-word of length 16, and each two code-words are different in at least  $y = 11$  digits.

Table 2. Some optimal binary codes from Litsyn et al. (1999) recovered by  $K$ -packing factor graph in the order of increasing  $y$ .  $n$  is the length of the code,  $K$  is the number of code-words and  $y$  is the minimum distance between code-words.

n	K	y	n	K	y	n	K	y	n	K	y
8	4	5	11	4	7	14	4	9	16	6	9
17	4	11	19	6	11	20	8	11	20	4	13
23	6	13	24	8	13	23	4	15	26	6	15
27	8	15	28	10	15	28	5	16	26	4	17
29	6	17	29	4	19	33	6	19	34	8	19
36	12	19	32	4	21	36	6	21	38	8	21
39	10	21	35	4	23	39	6	23	41	8	23
39	4	25	43	6	23	46	10	25	47	12	25
41	4	27	46	6	27	48	8	27	50	10	27
44	4	29	49	6	29	52	8	29	53	10	29

(a)  $z$ -factors: For every  $1 \leq i < j \leq K$  and  $1 \leq k \leq n$ , define a factor to ensure that  $z_{i,j,k} = 1$  iff  $x_{i-k} \neq x_{j-k}$ :

$$f(x_{i-k}, x_{j-k}, z_{i,j,k}) = \mathbb{I}(x_{i-k} \neq x_{j-k}) \mathbb{I}(z_{i,j,k} = 1) + \mathbb{I}(x_{i-k} = x_{j-k}) \mathbb{I}(z_{i,j,k} = 0).$$

This factor depends on three binary variables, therefore we can explicitly define its value for each of  $2^3 = 8$  possible inputs.

(b) distance-factors: For each  $z_{i,j}$  define at-least- $y$ -of- $n$  factor:

$$f_{\mathcal{K}}(z_{i,j}) = \mathbb{I}\left(\sum_{1 \leq k \leq n} z_{i,j,k} \geq y\right)$$

Table 2 reports some optimal codes including codes with large number of bits  $n$ , recovered using this factor graph. Here Perturbed BP used  $T = 1000$  iterations.

## 4.3. (Asymmetric) K-center Problem

Given a pairwise distance matrix  $D \in \mathbb{R}^{N \times N}$ , the  $K$ -center problem seeks a partitioning of nodes, with one center per partition such that the maximum distance from any node

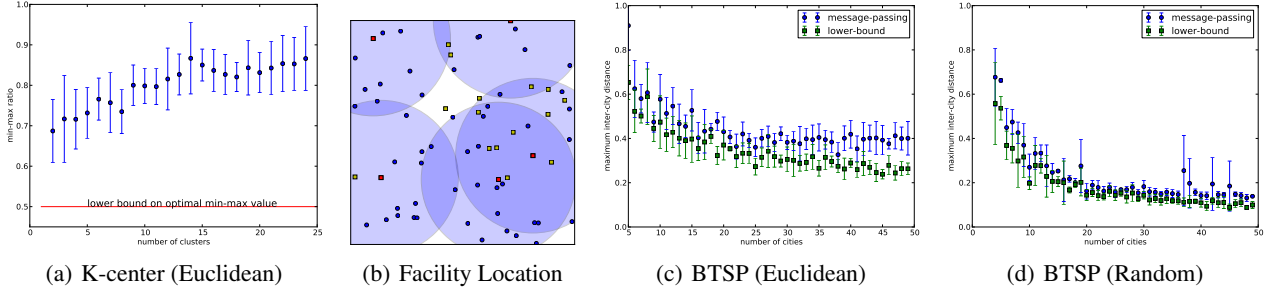


Figure 5. (a) K-center clustering of 50 random points in 2D plane with varying number of clusters (x-axis). The y-axis is the ratio of the min-max value obtained by message passing ( $T = 500$  for PBP) over the min-max value of 2-approximation of Dyer & Frieze (1985). (b) Min-max K-facility location formulated as an asymmetric K-center problem and solved using message passing. Squares indicate 20 potential facility locations and circles indicate 50 customers. The task is to select 5 facilities (red squares) to minimize the maximum distance from any customer to a facility. The radius of circles is the min-max value. (c,d) The min-max solution for Bottleneck TSP with different number of cities (x-axis) for 2D Euclidean space as well as asymmetric random distance matrices ( $T = 5000$  for PBP). The error-bars in all figures show one standard deviation over 10 random instances.

to the center of its partition is minimized. This problem is known to be NP-hard, even for Euclidean distance matrices (Masuyama et al. 1981). Frey & Dueck (2007) use max-product message passing to solve the min-sum variation of this problem –*a.k.a.* K-median problem. A binary variable factor-graph for the same problem is introduced in Givoni & Frey (2009). Here we introduce a binary variable model for the asymmetric K-center problem. Let  $x = \{x_{1-1}, \dots, x_{1-N}, x_{2-1}, \dots, x_{2-N}, \dots, x_{N-N}\}$  denote  $N^2$  binary variables. Here  $x_{i-j} = 1$  indicates that point  $i$  participates in the partition that has  $j$  as its center. Now define the following factors:

- A. *local factors*:  $\forall i \neq j \quad f_{\{i-j\}}(x_{i-j}) = D_{i,j}x_{i-j} - \infty(1 - x_{i-j})$ .
- B. *uniqueness factors*: Every point follows at exactly one center (which can be itself). For every  $i$  consider  $I = \{i - j \mid 1 \leq j \leq N\}$  and define  $f_I(x_I) = \infty \mathbb{I}(\sum_{i-j \in \partial I} x_{i-j} \neq 1) - \infty \mathbb{I}(\sum_{i-j \in \partial I} x_{i-j} = 1)$ .
- C. *consistency factors* ensure that when  $j$  is selected as a center by any node  $i$ , node  $j$  also recognizes itself as a center.  $\forall j, i \neq j$  define  $f_{\{j-j, i-j\}} = \infty \mathbb{I}(x_{j-j} = 0 \wedge x_{i-j} = 1) - \infty \mathbb{I}(x_{j-j} = 1 \vee x_{i-j} = 0)$ .
- D. *K-of-N factor* ensures that only  $K$  nodes are selected as centers. Let  $\mathcal{K} = \{i - i \mid 1 \leq i \leq N\}$ , define  $f_{\mathcal{K}}(x_{\mathcal{K}}) = \infty \mathbb{I}(\sum_{i-i \in \mathcal{K}} x_{i-i} \neq K) - \infty \mathbb{I}(\sum_{i-i \in \mathcal{K}} x_{i-i} = K)$ .

For variants of this problem such as the capacitated K-center, additional constraints on the maximum/minimum points in each group may be added as the at-least/at-most K-of-N factors.

We can significantly reduce the number of variables and the complexity (which is  $\mathcal{O}(N^3 \log(N))$ ) by bounding the

distance to the center of the cluster  $\bar{y}$ . Given an upper bound  $\bar{y}$ , we may remove all the variables  $x_{i-j}$  for  $D_{i,j} > \bar{y}$  from the factor graph. Assuming that at most  $R$  nodes are at distance  $D_{i-j} \leq \bar{y}$  from every node  $j$ , the complexity of min-max inference drops to  $\mathcal{O}(NR^2 \log(N))$ .

Figure 5(a) compares the performance of message-passing and the 2-approximation of Dyer & Frieze (1985) when the triangle inequality holds. The min-max facility location problem can also be formulated as an asymmetric K-center problem where the distance to all customers is  $\infty$  and the distance from a facility to another facility is  $-\infty$  (see Figure 5(b)).

The following proposition establishes the relation between the K-center factor graph above and dominating set problem as its CSP reduction. The *K-dominating set* of graph  $\mathcal{G} = (\mathcal{V}, \mathcal{E})$  is a  $\mathcal{D} \subseteq \mathcal{V}$  of size  $K$ , such that any node in  $\mathcal{V} \setminus \mathcal{D}$  is adjacent to at least one member of  $\mathcal{D}$  –*i.e.*,  $\forall i \in \mathcal{V} \setminus \mathcal{D} \quad \exists j \in \mathcal{D} \text{ s.t. } (i, j) \in \mathcal{E}$ .

**Proposition 4.3** For symmetric distance matrix  $D \in \mathbb{R}^{N \times N}$ , the  $\mu_y$ -reduction of the K-center factor graph above, is non-zero (*i.e.*,  $\mu_y(x) > 0$ ) iff  $x$  defines a K-dominating set for  $\mathcal{G}(D, y)$ .

Note that in this proposition (in contrast with Propositions 4.1 and 4.2) the relation between the assignments  $x$  and K-dominating sets of  $\mathcal{G}(D, y)$  is not one-to-one as several assignments may correspond to the same dominating set. Here we establish a similar relation between asymmetric K-center factor graph and set-cover problem.

Given universe set  $\mathcal{V}$  and a set  $\mathcal{S} = \{\mathcal{V}_1, \dots, \mathcal{V}_M\}$  s.t.  $\mathcal{V}_m \subseteq \mathcal{V}$ , we say  $\mathcal{C} \subseteq \mathcal{S}$  covers  $\mathcal{V}$  iff each member of  $\mathcal{V}$  is present in at least one member of  $\mathcal{C}$  –*i.e.*,  $\bigcup_{\mathcal{V}_m \in \mathcal{C}} \mathcal{V}_m = \mathcal{V}$ . Now we consider a natural set-cover problem induced by any directed-graph. Given

$$\begin{bmatrix}
 \infty & D_{i,j} & -\infty & \cdots & -\infty & -\infty & D_{j,i} \\
 D_{j,i} & \infty & D_{i,j} & \cdots & -\infty & -\infty & -\infty \\
 -\infty & D_{j,i} & \infty & \cdots & -\infty & -\infty & -\infty \\
 \vdots & \vdots & \vdots & \ddots & \vdots & \vdots & \vdots \\
 -\infty & -\infty & -\infty & \cdots & \infty & D_{i,j} & -\infty \\
 -\infty & -\infty & -\infty & \cdots & D_{j,i} & \infty & D_{i,j} \\
 D_{i,j} & -\infty & -\infty & \cdots & -\infty & D_{j,i} & \infty
 \end{bmatrix}$$

Figure 6. The tabular form of  $f_{\{i,j\}}(x_i, x_j)$  used for the bottleneck TSP.

a directed-graph  $\mathcal{G} = (\mathcal{V}, \mathcal{E})$ , for each node  $i \in \mathcal{V}$ , define a subset  $\mathcal{V}_i = \{j \in \mathcal{V} \mid (j, i) \in \mathcal{E}\}$  as the set of all nodes that are connected to  $i$ . Let  $\mathcal{S} = \{\mathcal{V}_1, \dots, \mathcal{V}_N\}$  denote all such subsets. An *induced  $K$ -set-cover* of  $\mathcal{G}$  is a set  $\mathcal{C} \subseteq \mathcal{S}$  of size  $K$  that covers  $\mathcal{V}$ .

**Proposition 4.4** *For a given asymmetric distance matrix  $D \in \mathfrak{R}^{N \times N}$ , the  $\mu_y$ -reduction of the  $K$ -center factor graph as defined above, is non-zero (i.e.,  $\mu_y(x) > 0$ ) iff  $x$  defines an induced  $K$ -set-cover for  $\mathcal{G}(D, y)$ .*

#### 4.4. (Asymmetric) Bottleneck Traveling Salesman Problem

Given a distance matrix  $D \in \mathfrak{R}^{N \times N}$ , the task in the Bottleneck Traveling Salesman Problem (BTSP) is to find a tour of all  $N$  points such that the maximum distance between two consecutive cities in the tour is minimized (Kabadi & Punnen 2004). Any constant-factor approximation for arbitrary instances of this problem is  $\mathcal{NP}$ -hard (Parker & Rardin 1984).

Let  $x = \{x_1, \dots, x_N\}$  denote the set of variables where  $x_i \in \mathcal{X}_i = \{0, \dots, N-1\}$  represents the time step at which node  $i$  is visited. Also, we assume modular arithmetic (module  $N$ ) on members of  $\mathcal{X}_i$ —e.g.,  $N \equiv 0 \pmod N$  and  $1 - 2 \equiv N - 1 \pmod N$ . For each pair  $x_i$  and  $x_j$  of variables, define the factor (Figure 2(a))

$$f_{\{i,j\}}(x_i, x_j) = \infty \mathbb{I}(x_i = x_j) - \infty \mathbb{I}(|x_i - x_j| > 1) \quad (7)$$

$$+ D_{i,j} \mathbb{I}(x_i = x_j - 1) + D_{j,i} \mathbb{I}(x_i = x_j + 1) \quad (8)$$

where the first term ensures  $x_i \neq x_j$  and the second term means this factor has no effect on the min-max value when node  $i$  and  $j$  are not consecutively visited in a path. The third and fourth terms express the distance between  $i$  and  $j$  depending on the order of visit. Figure 6 shows the tabular form of this factor. In Appendix B.2 we show an  $\mathcal{O}(N)$  procedure to marginalize this type of factor.

Here we relate the min-max factor-graph above to a uniform distribution over Hamiltonian cycles.

**Proposition 4.5** *For any distance matrix  $D \in \mathfrak{R}^{N \times N}$ , the  $\mu_y$ -reduction of the BTSP factor-graph (shown above), defines a uniform distribution over the (directed) Hamiltonian cycles of  $\mathcal{G}(D, y)$ .*

Figure 5(c,d) reports the performance of message passing (over 10 instances) as well as a lower-bound on the optimal min-max value for tours of different length ( $N$ ). Here we report the results for random points in 2D Euclidean space as well as asymmetric random distance matrices. For the symmetric case, the lower-bound is the maximum over  $j$  of the distance of two closest neighbors to each node  $j$ . For asymmetric random distance matrices, the maximum is over all of the minimum length incoming edges and minimum length outgoing edges for each node.<sup>5</sup>

## 5. Conclusion

We introduced the problem of min-max inference in factor graphs and provided a general procedure for solving such problems. Factor graph representations for several important combinatorial problems such as min-max clustering,  $K$ -clustering, the bottleneck TSP and  $K$ -packing are represented and solved by message passing. In doing so, a message passing approach to several  $\mathcal{NP}$ -hard decision problems including the clique-cover, max-clique, dominating-set, set-cover and Hamiltonian path problem are provided. For each problem we also analyzed the complexity of message passing and established its practicality using several relevant experiments. We believe our framework provides a well-founded basis to approach min-max objectives (that are also unavoidable in a variety of uncertain settings) using graphical models. Finally, we conclude with the following open question: Does min-max inference in graphical models enjoy a non-trivial min-max duality theorem analogous to the duality theorem of Edmonds & Fulkerson (1970)?

## References

- Aissi, Hassene, Bazgan, Cristina, and Vanderpooten, Daniel. Min-max and min-max regret versions of combinatorial optimization problems: A survey. *European Journal of Operational Research*, 197(2):427–438, 2009.
- An, Hyung-Chan, Kleinberg, Robert D, and Shmoys, David B. Approximation algorithms for the bottleneck asymmetric traveling salesman problem. In *Approximation, Randomization, and Combinatorial Optimization. Algorithms and Techniques*, pp. 1–11. Springer, 2010.
- Averbakh, Igor. On the complexity of a class of combinatorial optimization problems with uncertainty. *Mathematical Programming*, 90(2):263–272, 2001.
- Bayati, Mohsen, Shah, Devavrat, and Sharma, Mayank. Maximum weight matching via max-product belief propagation. In *ISIT*, pp. 1763–1767. IEEE, 2005.
- Biazzo, Indaco, Braunstein, Alfredo, and Zecchina, Riccardo. Performance of a cavity-method-based algorithm for the prize-

<sup>5</sup>If for one node the minimum length incoming and outgoing edges point to the same city, the second minimum length incoming and outgoing edges are also considered in calculating a tighter bound.

825  
826  
827  
828  
829  
830  
831  
832  
833  
834  
835  
836  
837  
838  
839  
840  
841  
842  
843  
844  
845  
846  
847  
848  
849  
850  
851  
852  
853  
854  
855  
856  
857  
858  
859  
860  
861  
862  
863  
864  
865  
866  
867  
868  
869  
870  
871  
872  
873  
874  
875  
876  
877  
878  
879



880	collecting steiner tree problem on graphs. <i>Physical Review E</i> , 86(2):026706, 2012.	935
881		936
882	Chuzhoy, Julia, Guha, Sudipto, Halperin, Eran, Khanna, Sanjeev, Kortsarz, Guy, Krauthgamer, Robert, and Naor, Joseph Seffi. Asymmetric k-center is $\log^* n$ -hard to approximate. <i>Journal of the ACM (JACM)</i> , 52(4):538–551, 2005.	937
883		938
884		939
885		940
886	Cooper, Gregory F. The computational complexity of probabilistic inference using bayesian belief networks. <i>Artificial intelligence</i> , 42(2):393–405, 1990.	941
887		942
888		943
889		944
890	Dyer, Martin E and Frieze, Alan M. A simple heuristic for the p-centre problem. <i>Operations Research Letters</i> , 3(6):285–288, 1985.	945
891		946
892		947
893	Edmonds, Jack and Fulkerson, Delbert Ray. Bottleneck extrema. <i>Journal of Combinatorial Theory</i> , 8(3):299–306, 1970.	948
894		949
895	Frey, Brendan J and Dueck, Delbert. Clustering by passing messages between data points. <i>science</i> , 315(5814):972–976, 2007.	950
896		951
897		952
898	Fulkerson, DR. Flow networks and combinatorial operations research. <i>The American Mathematical Monthly</i> , 73(2):115–138, 1966.	953
899		954
900		955
901	Gail, Mitchell H, Lubin, Jay H, and Rubinstein, Lawrence V. Likelihood calculations for matched case-control studies and survival studies with tied death times. <i>Biometrika</i> , 68(3):703–707, 1981.	956
902		957
903		958
904		959
905	Garfinkel, Robert S. An improved algorithm for the bottleneck assignment problem. <i>Operations Research</i> , pp. 1747–1751, 1971.	960
906		961
907		962
908	Givoni, Inmar E and Frey, Brendan J. A binary variable model for affinity propagation. <i>Neural computation</i> , 21(6):1589–1600, 2009.	963
909		964
910		965
911	Gonzalez, Teofilo F. Clustering to minimize the maximum inter-cluster distance. <i>Theoretical Computer Science</i> , 38:293–306, 1985.	966
912		967
913		968
914	Gross, O. The bottleneck assignment problem. Technical report, DTIC Document, 1959.	969
915		970
916		971
917	Gupta, Rahul, Diwan, Ajit A, and Sarawagi, Sunita. Efficient inference with cardinality-based clique potentials. In <i>Proceedings of the 24th international conference on Machine learning</i> , pp. 329–336. ACM, 2007.	972
918		973
919		974
920		975
921	Hochbaum, Dorit S and Shmoys, David B. A unified approach to approximation algorithms for bottleneck problems. <i>Journal of the ACM (JACM)</i> , 33(3):533–550, 1986.	976
922		977
923		978
924	Huang, Bert and Jebara, Tony. Approximating the permanent with belief propagation. <i>arXiv preprint arXiv:0908.1769</i> , 2009.	979
925		980
926		981
927	Ibrahimi, Morteza, Javanmard, Adel, Kanoria, Yashodhan, and Montanari, Andrea. Robust max-product belief propagation. In <i>ASILOMAR</i> , pp. 43–49. IEEE, 2011.	982
928		983
929		984
930	Kabadi, Santosh N and Punnen, Abraham P. The bottleneck tsp. In <i>The Traveling Salesman Problem and Its Variations</i> , pp. 697–735. Springer, 2004.	985
931		986
932		987
933	Kautz, Henry A, Sabharwal, Ashish, and Selman, Bart. Incomplete algorithms., 2009.	988
934		989
	Kearns, Michael, Littman, Michael L, and Singh, Satinder. Graphical models for game theory. In <i>Proceedings of the Seventeenth conference on UAI</i> , pp. 253–260. Morgan Kaufmann Publishers Inc., 2001.	
	Khuller, Samir and Sussmann, Yoram J. The capacitated k-center problem. <i>SIAM Journal on Discrete Mathematics</i> , 13(3):403–418, 2000.	
	Kroc, Lukas, Sabharwal, Ashish, and Selman, Bart. Counting solution clusters in graph coloring problems using belief propagation. In <i>Advances in Neural Information Processing Systems</i> , pp. 873–880, 2008.	
	Kschischang, FR and Frey, BJ. Factor graphs and the sum-product algorithm. <i>Information Theory, IEEE</i> , 2001.	
	Litsyn, Simon, M., Rains, E., and A., Sloane N. J. The table of nonlinear binary codes. <a href="http://www.eng.tau.ac.il/~litsyn/tableand/">http://www.eng.tau.ac.il/~litsyn/tableand/</a> , 1999. [Online; accessed Jan 30 2014].	
	Masuyama, Shigeru, Ibaraki, Toshihide, and Hasegawa, Toshiharu. The computational complexity of the m-center problems on the plane. <i>IEICE TRANSACTIONS (1976-1990)</i> , 64(2):57–64, 1981.	
	Mezard, M., Parisi, G., and Zecchina, R. Analytic and algorithmic solution of random satisfiability problems. <i>Science</i> , 297(5582):812–815, August 2002. ISSN 0036-8075, 1095-9203. doi: 10.1126/science.1073287.	
	Panigrahy, Rina and Vishwanathan, Sundar. An $o(\log^*n)$ approximation algorithm for the asymmetric p-center problem. <i>Journal of Algorithms</i> , 27(2):259–268, 1998.	
	Parker, R Gary and Rardin, Ronald L. Guaranteed performance heuristics for the bottleneck travelling salesman problem. <i>Operations Research Letters</i> , 2(6):269–272, 1984.	
	Potetz, Brian and Lee, Tai Sing. Efficient belief propagation for higher-order cliques using linear constraint nodes. <i>Computer Vision and Image Understanding</i> , 112(1):39–54, 2008.	
	Ramezanpour, Abolfazl and Zecchina, Riccardo. Cavity approach to sphere packing in hamming space. <i>Physical Review E</i> , 85(2):021106, 2012.	
	Ravanbakhsh, Siamak and Greiner, Russell. Perturbed message passing for constraint satisfaction problems. <i>arXiv preprint arXiv:1401.6686</i> , 2014.	
	Schrijver, Alexander. <i>Min-max results in combinatorial optimization</i> . Springer, 1983.	
	Tarlow, Daniel, Givoni, Inmar E, and Zemel, Richard S. Hop-map: Efficient message passing with high order potentials. In <i>International Conference on Artificial Intelligence and Statistics</i> , pp. 812–819, 2010.	
	Tarlow, Daniel, Swersky, Kevin, Zemel, Richard S, Adams, Ryan Prescott, and Frey, Brendan J. Fast exact inference for recursive cardinality models. <i>arXiv preprint arXiv:1210.4899</i> , 2012.	
	Zdeborov, Lenka and Krzkaa, Florent. Phase transitions in the coloring of random graphs. <i>Physical Review E</i> , 76(3):031131, September 2007. doi: 10.1103/PhysRevE.76.031131.	

## A. Proofs

**Proof 2.1** (A)  $\mu_y$  for  $y \geq y^*$  is satisfiable: It is enough to show that for any  $y \geq y^*$ ,  $\mu_y(x^*) > 0$ . But since

$$\mu_y(x^*) = \frac{1}{Z_y} \prod_I \mathbb{I}(f_I(x^*) \leq y)$$

and  $f_I(x^*) \leq y^* \leq y$ , all the indicator functions on the rhs are evaluated to 1, showing that  $\mu_y(x^*) > 0$ .

(B)  $\mu_y$  for  $y < y^*$  is not satisfiable: Lets assume that for some  $y < y^*$ ,  $\mu_y$  is satisfiable. Let  $x$  denote a satisfying assignment – i.e.,  $\mu_y(x) > 0$ . Using the definition of  $\mu_y$ -reduction this implies that  $\mathbb{I}(f_I(x) \leq y) > 0$  for all  $I \in \mathcal{F}$ . However this means that  $\max_I f_I(x) \leq y < y^*$ , which means  $y^*$  is not the min-max value.

**Proof 2.2** Assume they have different min-max assignments<sup>6</sup> – i.e.,  $x^* = \arg_x \min \max_I f_I(x_I)$ ,  $x'^* = \arg_x \min \max_I f'_I(x_I)$  and  $x^* \neq x'^*$ . Let  $y^*$  and  $y'^*$  denote the corresponding min-max values.

### Claim A.1

$$y^* > \max_I f_I(x_I^*) \Leftrightarrow y'^* < \max_I f'_I(x_I^*)$$

$$y^* < \max_I f_I(x_I^*) \Leftrightarrow y'^* > \max_I f'_I(x_I^*)$$

This simply follows from the condition of Lemma 2.2. But in each case above, one of the assignments  $y^*$  or  $y'^*$  is not an optimal min-max assignment as an alternative assignment has a lower maximum over all factors.

**Proof 2.3** First note that since  $g(x) = 2^z$  is a monotonically increasing function, the rank of elements in the range of  $\{f'_I\}_I$  is the same as their rank in the range of  $\{f_I\}_I$ . Using Lemma 2.2 this means

$$\arg_x \min \max_I f'_I(x_I) = \arg_x \min \max_I f_I(x_I). \quad (9)$$

Since  $2^z > \sum_{l=0}^{z-1} 2^l$ , by definition of  $\{f'_I\}$  we have

$$\max_{I \in \mathcal{F}} f'_I(x_I) > \sum_{I \in \mathcal{F} \setminus I^*} f'_I(x_I) \quad \text{where } I^* = \arg_I \max f'_I(x_I)$$

It follows that for  $x^1, x^2 \in \mathcal{X}$ ,

$$\max_I f'_I(x_I^1) < \max_I f'_I(x_I^2) \Leftrightarrow \sum_I f'_I(x_I^1) < \sum_I f'_I(x_I^2)$$

Therefore

$$\arg_x \min \max_I f'_I(x_I) = \arg_x \min \sum_I f'_I(x_I).$$

This equality combined with eq. (9) prove the statement of the theorem.

<sup>6</sup>Here for simplicity, we are assuming each instance has a single min-max assignment. In case of multiple assignments there is a one-to-one correspondence between them. Here one starts with the assumption that there is an assignment  $x^*$  for the first factor-graph that is different from all min-max assignments in the second factor-graph.

**Proof 3.1** Recall the definition  $Z_y \triangleq \sum_{\mathcal{X}} \prod_I \mathbb{I}(f_I(x_I) \leq y)$ . For  $y_1 < y_2$  we have:

$$\begin{aligned} f_I(x_I) \leq y_1 &\rightarrow f_I(x_I) \leq y_2 && \Rightarrow \\ \mathbb{I}(f_I(x_I) \leq y_1) &\leq \mathbb{I}(f_I(x_I) \leq y_2) && \Rightarrow \\ \sum_{\mathcal{X}} \prod_I \mathbb{I}(f_I(x_I) \leq y_1) &\leq \sum_{\mathcal{X}} \prod_I \mathbb{I}(f_I(x_I) \leq y_2) && \Rightarrow \\ Z_{y_1} &\leq Z_{y_2} \end{aligned}$$

**Proof 4.1** First note that  $\mu_y$  defines a uniform distribution over its support as its unnormalized value is only zero or one.

(A) Every  $K$ -clique-cover over  $\mathcal{G}(D, y)$ , defines  $K$  unique assignments  $x$  with  $\mu_y(x) > 0$ : Let  $x \in \mathcal{X}$  denote a  $K$ -clique-cover over  $\mathcal{G}$ , such that  $x_i \in \{1, \dots, K\}$  indicates the clique assignment of node  $i \in \mathcal{V}$ . Since all the permutations of cliques produces a unique assignment  $x$ , there are  $K$  assignments per  $K$ -clique-cover. For any clique-cover of  $\mathcal{G}(D, y)$ ,  $i$  and  $j$  are connected only if  $D_{i,j} \leq y$ . Therefore two nodes can belong to the same clique  $\mathcal{C}_k$  only if  $D_{i,j} \leq y$ . On the other hand, the  $\mu_y$ -reduction of the Potts factor for min-max clustering is

$$f_{\{i,j\}}^y(x_i, x_j) = \mathbb{I}(x_i \neq x_j) + \mathbb{I}(x_i = x_j \wedge D_{i,j} \leq y) \quad (10)$$

Here either  $i$  and  $j$  belong to different cliques where  $f_{\{i,j\}}^y(x_i, x_j) = \mathbb{I}(x_i \neq x_j) > 0$  or they belong to the same clique in the clique-cover  $x$ :  $f_{\{i,j\}}^y(x_i, x_j) = \mathbb{I}(x_i = x_j \wedge D_{i,j} \leq y) > 0$ . Therefore for any such  $x$ ,  $\mu_y(x) > 0$ .

(B) Every  $x$  for which  $\mu_y(x) > 0$ , defines a unique  $K$ -clique-cover over  $\mathcal{G}(D, y)$ : Let  $i$  and  $j$  belong to the same cluster iff  $x_i = x_j$ .  $\mu_y(x) > 0$  implies all its factors as given by eq. (10) have non-zero values. Therefore, for every pair of nodes  $i$  and  $j$ , either they reside in different clusters (i.e.,  $x_i \neq x_j$ ), or  $D_{i,j} \leq y$ , which means they are connected in  $\mathcal{G}(D, y)$ . However if all the nodes in the same cluster are connected in  $\mathcal{G}(D, y)$ , they also form a clique. Since  $\forall i \ x_i \in \{1, \dots, K\}$  can take at most  $K$  distinct values, every assignment  $x$  with  $\mu_y(x) > 0$  is a  $K$ -clique-cover.

**Proof 4.2** Here we prove Proposition 4.2 for the factor-graph of Section 4.2.2. The proof for the binary variable model follows the same procedure. Since  $\mu_y$  defines a uniform distribution over its support, it is enough to show that any clique of size  $K$  over  $\mathcal{G}(-D, -y)$  defines a unique set of assignments all of which have nonzero probability ( $\mu_y(x) > 0$ ) and any assignment  $x$  with  $\mu_y(x) > 0$  defines a unique clique of size at least  $K$  on  $\mathcal{G}(-D, -y)$ . First note that the basic difference between  $\mathcal{G}(D, y)$  and  $\mathcal{G}(-D, -y)$  is that in the former all nodes that are connected have a distance of at most  $y$  while in the later all nodes that have a distance of at least  $y$  are connected to each other. Consider the  $\mu_y$ -reduction of the pairwise factors of the factor-graph defined in Section 4.2.2:

$$f_{\{i,j\}}^y(x_i, x_j) = \mathbb{I}(x_i \neq x_j \wedge -D_{x_i, x_j} \leq y) \quad (11)$$

(A) Any clique of size  $K$  in  $\mathcal{G}(-D, -y)$ , defines  $K$  unique assignments, such that for any such assignment  $x$ ,  $\mu_y(x) > 0$ : For a clique  $\mathcal{C} = \{c_1, \dots, c_K\}$  of size  $K$ , define  $x_i = c_{\pi(i)}$ , where  $\pi : \{1, \dots, K\} \rightarrow \{1, \dots, K\}$  is a permutation of nodes in clique  $\mathcal{C}$ . Since there are  $K$  such permutations we may define as many assignments  $x$ . Now consider one such assignment  $x$ . For every two nodes  $x_i$  and  $x_j$ , since they belong to the clique  $\mathcal{C}$  over  $\mathcal{G}(-D, -y)$ , they are connected and  $D_{x_i, x_j} \geq y$ . This

means that all the pairwise factors defined by eq. (11) have non-zero values and therefore  $\mu_y(x) > 0$ .

(B) Any assignment  $x$  with  $\mu_y(x) > 0$  corresponds to a unique clique of size  $K$  in  $\mathcal{G}(-D, -y)$ : Let  $\mathcal{C} = \{x_1, \dots, x_K\}$ . Since  $\mu_y(x) > 0$ , all pairwise factors defined by eq. (11) are non-zero. Therefore  $\forall i, j \neq i \ D_{x_i x_j} \geq y$ , which means all  $x_i$  and  $x_j$  are connected in  $\mathcal{G}(-D, -y)$ , forming a clique of size  $K$ .

**Proof 4.3** The  $\mu_y$ -reduction of the factors of factor-graph of Section 4.3 are:

- A. *local factors*  $\forall i \neq j \ f_{\{i-j\}}^y(x_{i-j}) = \mathbb{I}(D_{i,j} \leq y \vee x_{i-j} = 0)$ .
- B. *uniqueness factors* For every  $i$  consider  $I = \{i - j \mid 1 \leq j \leq N\}$ , then  $f_I^y(x_I) = \mathbb{I}(\sum_{i-j \in \partial I} x_{i-j} = 1)$ .
- C. *consistency factors*  $\forall j, i \neq j, f^y(x_{\{j-i, i-j\}}) = \mathbb{I}(x_{j-i} = 0 \wedge x_{i-j} = 1)$ .
- D. *K-of-N factor* Let  $\mathcal{K} = \{i-i \mid 1 \leq i \leq N\}$ , then  $f_{\mathcal{K}}^y(x_{\mathcal{K}}) = \mathbb{I}(\sum_{i-i \in \mathcal{K}} x_{i-i} = K)$ .

(A) Any assignment  $x$  with  $\mu_y(x) > 0$  defines a  $K$ -dominating set of  $\mathcal{G}(D, y)$ : Since  $\mu_y(x) > 0$ , all the factors above have a non-zero value for  $x$ . Let  $\mathcal{D} = \{i \mid x_{i-i} = 1\}$ .

**Claim A.2**  $\mathcal{D}$  defines a  $K$ -dominating set of graph  $\mathcal{G}$ .

The reason is that first (a) Since the K-of-N factor is nonzero  $|D| = K$ . (b) For any node  $j \in \mathcal{V} \setminus \mathcal{D}$ , the uniqueness factors and consistency factors, ensure that they are associated with a node  $i \in \mathcal{D} - \exists i \in \mathcal{D} \mid x_{j,i} = 1$ . (c) Local factors ensure that if  $x_{j,i} = 1$  then  $D_{j,i} \leq y$ , therefore  $i$  and  $j$  are connected in the neighborhood graph -i.e.,  $(i, j) \in \mathcal{E}$ . (a), (b) and (c) together show that if all factors above are non-zero,  $x$  defines a  $K$ -dominating set for  $\mathcal{G}$ .

(B) Any  $K$ -dominating set of  $\mathcal{G}(D, y)$  defines an  $x$  with nonzero probability  $\mu_y(x)$ : Define  $x$  as follows: For all  $i \in \mathcal{D}$  set  $x_{i-i} = 1$ . For any  $j$  with  $x_{j-j} = 1$ , select and  $(j, i) \in \mathcal{E}$  where  $x_{i-i} = 1$  and set  $x_{j-i} = 1$ . Since  $\mathcal{D}$  is a dominating set, the existence of such an edge is guaranteed. It is easy to show that for an assignment  $x$  constructed this way, all  $\mu_y$ -reduced factors above are non-zero and therefore  $\mu_y(x) > 0$ .

**Proof 4.4** Here we re-enumerate the  $\mu_y$ -reduction of factors for factor-graph of Section 4.3.

- A. *local factors*  $\forall i \neq j \ f_{\{i-j\}}^y(x_{i-j}) = \mathbb{I}(D_{i,j} \leq y \vee x_{i-j} = 0)$ .
- B. *uniqueness factors* For every  $i$  consider  $I = \{i - j \mid 1 \leq j \leq N\}$ , then  $f_I^y(x_I) = \mathbb{I}(\sum_{i-j \in \partial I} x_{i-j} = 1)$ .
- C. *consistency factors*  $\forall j, i \neq j, f^y(x_{\{j-i, i-j\}}) = \mathbb{I}(x_{j-i} = 0 \wedge x_{i-j} = 1)$ .
- D. *K-of-N factor* Let  $\mathcal{K} = \{i-i \mid 1 \leq i \leq N\}$ , then  $f_{\mathcal{K}}^y(x_{\mathcal{K}}) = \mathbb{I}(\sum_{i-i \in \mathcal{K}} x_{i-i} = K)$ .

(A) Any assignment  $x$  with  $\mu_y(x) > 0$  defines an induced  $K$ -set-cover for  $\mathcal{G}$ : Let  $\mathcal{C} = \{\mathcal{V}_i \mid x_{i-i} = 1\}$ , where  $\mathcal{V}_i = \{j \in \mathcal{V} \mid (j, i) \in \mathcal{E}\}$ , as in the definition of an induced set-cover. Note that  $\mathcal{E}$  refers to the edge-set of  $\mathcal{G}(D, y)$ .

**Claim A.3**  $\mathcal{C}$  defines an induced  $K$ -set-cover for  $\mathcal{G}(D, y)$ .

First note that  $\mathcal{C}$  as defined here is a subset of  $\mathcal{S}$  as defined in the definition of an induced set-cover. Since  $\mu_y(x) > 0$ , all the  $\mu_y$ -reduced factors above have a non-zero value for  $x$ . (a) Since the K-of-N factor is nonzero, by definition of  $\mathcal{C}$  above,  $|\mathcal{C}| = K$ . (b) Since uniqueness factors are non-zero for every node  $i$ , either  $x_{i-i} = 1$ , in which case  $i$  is covered by  $\mathcal{V}_i \in \mathcal{C}$ , or  $x_{i-j} = 1$  for some  $j \neq i$ , in which case non-zero consistency factors imply that  $\mathcal{V}_j \in \mathcal{C}$ . (c) It only remains to show that if  $x_{i-j} = 1$ , then  $(i - j) \in \mathcal{E}$ . The non-zero local factors imply that for every  $x_{i-j} = 1, D_{i-j} \leq y$ . However by definition of  $\mathcal{G}(D, y)$ , this also means that  $(i, j) \in \mathcal{E}$ . Therefore for any assignment  $x$  with  $\mu_y(x) > 0$ , we can define a unique  $\mathcal{C}$  (an induced  $K$ -set-cover for  $\mathcal{G}(D, y)$ ).

(B) Any induced  $K$ -set-cover for  $\mathcal{G}$ , defines an assignment  $x$  with  $\mu_y(x) > 0$ : Here we need to build an assignment  $x$  from an induced  $K$ -set-cover  $\mathcal{C}$  and show that all the factors in  $\mu_y$ -reduction, have non-zero value and therefore  $\mu_y(x) > 0$ . To this end, for each  $\mathcal{V}_i \in \mathcal{C}$  set  $x_{i-i} = 1$ . Since  $|\mathcal{C}| = K$ , the K-of-N factor above will have a non-zero value. For any node  $j$  such that  $x_{j-j} = 0$ , select a cover  $\mathcal{V}_i$  and set  $x_{j-i} = 1$ . Since  $\mathcal{C}$  is a set-cover the existence of at least one such  $\mathcal{V}_i$  is guaranteed. Since we have selected only a single cover for each node, the uniqueness factor is non-zero. Also  $x_{j-i} = 1$  only if  $\mathcal{V}_i$  is a cover (and therefore  $x_{i-i} = 1$ ), the consistency factors are non-zero. Finally since  $\mathcal{C}$  is an induced cover for  $\mathcal{G}(D, y)$ , for any  $j \in \mathcal{V}_i, D_{j,i} \leq y$  and therefore  $x_{j,i} = 1 \Rightarrow D_{j,i} \leq y$ . This ensures that local factors are non-zero. Since all factors in the  $\mu_y$ -reduced factor-graph are non-zero,  $\mu_y(x) > 0$ .

**Proof 4.5** First note that  $\mu_y$  defines a uniform distribution over its support as its unnormalized value is only zero or one. Here w.l.o.g we distinguish between two Hamiltonian cycles that have a different starting point but otherwise represent the same tour. Consider the  $p_y$ -reduction of the pairwise factor of eq. (7)

$$f_{\{i,j\}}^y(x_i, x_j) = \mathbb{I}(f_{\{i,j\}}(x_i, x_j) \leq y) \quad (12)$$

$$= \mathbb{I}(|x_i - x_j| > 1) + \mathbb{I}(x_i = x_j - 1 \wedge D_{i,j} \leq y) \quad (13)$$

$$+ \mathbb{I}(x_i = x_j + 1 \wedge D_{j,i} \leq y) \quad (14)$$

(A) Every Hamiltonian cycle over  $\mathcal{G}(D, y)$ , defines a unique assignments  $x$  with  $\mu_y(x) > 0$ : Given the Hamiltonian cycle  $H = h_0, h_2, \dots, h_{N-1}$  where  $h_i \in \{1, \dots, N\}$  is the  $i^{\text{th}}$  node in the path, for each  $i$  define  $x_i = j$  s.t.  $h_j = i$ . Now we show that all pairwise factors of eq. (12) are non-zero for  $x$ . Consider two variables  $x_i$  and  $x_j$ . If they are not consecutive in the Hamiltonian cycle then  $f_{\{i,j\}}^y(x_i, x_j) = \mathbb{I}(|x_i - x_j| > 1) > 0$ . Now w.l.o.g. assume  $i$  and  $j$  are consecutive and  $x_i$  appears before  $x_j$ . This means  $(i, j) \in \mathcal{E}$  and therefore  $D_{i,j} \leq y$ , which in turn means  $f_{\{i,j\}}^y(x_i, x_j) = \mathbb{I}(x_i = x_j - 1 \wedge D_{i,j} \leq y) > 0$  Since all pairwise factors are non-zero,  $\mu_y(x) > 0$ .

(B) Every  $x$  for which  $\mu_y(x) > 0$ , defines a unique Hamiltonian path over  $\mathcal{G}(D, y)$ : Given assignment  $x$ , construct  $H = h_0, \dots, h_{N-1}$  where  $h_i = j$  s.t.  $x_j = i$ . Now we show that if  $\mu(x) > 0, H$  defines a Hamiltonian path. If  $\mu(x) > 0$ , for every two variables  $x_i$  and  $x_i$ , one of the indicator functions of eq. (12) should evaluate to one. This means that first of all,  $x_i \neq x_j$  for  $i \neq j$ , which implies  $H$  is well-defined and  $h_i \neq h_j$  for  $i \neq j$ . Since all  $x_i \in \{0, \dots, N-1\}$  values are distinct, for each  $x_i = s$  there are two variables  $x_j = s-1$  and  $x_k = s+1$  (recall that we are using modular arithmetic) for which the pairwise factor of eq. (12) is non-zero. This means  $D_{j,i} \leq y$  and  $D_{i,k} \leq y$  and

therefore  $(j, i), (i, k) \in \mathcal{E}$  (the edge-set of  $\mathcal{G}(D, y)$ ). But by definition of  $H$ ,  $h_s = i$ ,  $h_{s-1} = j$  and  $h_{s+1} = k$  are consecutive nodes in  $H$  and therefore  $H$  is a Hamiltonian path.

## B. Efficient Messages Passing

### B.1. K-of-N Factors

For binary variables, it is convenient to assume all variable-to-factor messages are normalized such that  $\nu_{j \rightarrow I}(0) = 1$ . Now consider the task of calculating  $\nu_{I \rightarrow i}(0)$  and  $\nu_{I \rightarrow i}(1)$  for at-least-K-of-N factors. Let  $\mathcal{A}(K)$  denote the subsets of  $\mathcal{A}$  with at least  $K$  members. Then

$$\begin{aligned} \nu_{I \rightarrow i}(0) &= \sum_{\mathcal{A} \in \mathcal{A}(K)} \mathbb{I}(\sum_{j \in \partial I \setminus i} x_j \geq K) \prod \nu_{j \rightarrow I}(x_j) = \\ &\sum_{(\partial I \setminus i)(K)} \prod_{j \in (\partial I \setminus i)(K)} \nu_{j \rightarrow I}(1) \end{aligned} \quad (15)$$

where in deriving eq. (15) we have used the fact that  $\nu_{j \rightarrow I}(0) = 1$ . To calculate  $\nu_{I \rightarrow i}(1)$  we follow the same procedure, except that here the factor is replaced by  $\mathbb{I}(\sum_{j \in \partial I \setminus i} x_j \geq K - 1)$ . This is because here we assume  $x_i = 1$  and therefore it is sufficient for  $K - 1$  other variables to be nonzero.

To evaluate eq. (15), we use the dynamic programming recursion where another variable  $x_l$  for some  $l \in \partial I$  is either zero or one:

$$\begin{aligned} \sum_{(\partial I \setminus i)(K)} \prod_{j \in (\partial I \setminus i)(K)} \nu_{j \rightarrow I}(1) &= \sum_{(\partial I \setminus i, l)(K)} \prod_{j \in (\partial I \setminus i, l)(K)} \nu_{j \rightarrow I}(1) \\ &+ \nu_{l \rightarrow I}(1) \sum_{(\partial I \setminus i, l)(K-1)} \prod_{j \in (\partial I \setminus i, l)(K-1)} \nu_{j \rightarrow I}(1) \end{aligned}$$

This allows us to calculate these messages in  $\mathcal{O}(NK)$ .

### B.2. Bottleneck TSP Factors

The  $\mu_y$ -reduction of the min-max factors of BTSP is given by:

$$f_{\{i,j\}}^y(x_i, x_j) = \mathbb{I}(f_{\{i,j\}}(x_i, x_j) \leq y) \quad (16)$$

$$= \mathbb{I}(|x_i - x_j| > 1) + \mathbb{I}(x_i = x_j - 1 \wedge D_{i,j} \leq y) \quad (17)$$

$$+ \mathbb{I}(x_i = x_j + 1 \wedge D_{j,i} \leq y) \quad (18)$$

The matrix-form of this factor (depending on the order of  $D_{i,j}$ ,  $D_{j,i}, y$ ) takes several forms all of which are band-limited. Assuming the variable-to-factor messages are normalized (*i.e.*,  $\sum_{x_i} \nu_{j \rightarrow I}(x_i) = 1$ ) the factor-to-variable message is given by

$$\begin{aligned} \nu_{\{i,j\} \rightarrow i}(x_i) &= 1 - \nu_{j \rightarrow \{i,j\}}(x_i) + \\ &\mathbb{I}(D_{i,j} \leq y)(1 - \nu_{j \rightarrow \{i,j\}}(x_i - 1)) + \\ &\mathbb{I}(D_{j,i} \leq y)(1 - \nu_{j \rightarrow \{i,j\}}(x_i + 1)) \end{aligned}$$

## C. Analysis of Complexity

Here for different factor-graphs used in the Section 4, we provide a short analysis of complexity.

### Min-max Clustering:

This formulation includes  $N^2$  pairwise factors – one for every pair of variables – and the cost of sending each factor to variable message is  $\mathcal{O}(K)$ , resulting in  $\mathcal{O}(N^2K)$  complexity for

all factor-to-variable messages. The cost of sending variable-to-factor messages is also  $\mathcal{O}(N^2K)$ . This gives  $\mathcal{O}(N^2K \log(N))$  cost for finding the approximate min-max solution. The  $\log(N)$  factor reflects the complexity of binary search, which depends on the diversity of range of factors –*i.e.*,  $\log(|\mathcal{Y}|) = \log(N^2) = 2 \log(N)$ .

### K-Packing (binary variable):

The time complexity of Perturbed BP iterations in this factor-graph is dominated by factor-to-variable messages sent from  $f_{\mathcal{K}}(x)$  to all variables. Assuming asynchronous update, the complexity for min-max procedure is  $\mathcal{O}(N^2K \log(N))$ .

### K-Packing (categorical variable):

Since the factors are not sparse, the complexity of factor-to-variable messages are  $\mathcal{O}(N^2)$ , resulting in  $\mathcal{O}(N^2K^2)$  cost per iteration for  $\mu_y$ -reduction. Since the diversity of pairwise distances is  $|\mathcal{Y}| = \mathcal{O}(N^2)$ , the general cost of finding an approximate min-max solution by message passing is  $\mathcal{O}(N^2K^2 \log(N))$ .

### Sphere-Packing (Hamming distance):

The total number of variables (including  $x$  and  $z$ ) in this factor-graph is  $N = Kn + \frac{K(K-1)}{2}n = \mathcal{O}(nK^2)$ . The factor-graph contains  $\frac{K(K-1)}{2}n$  z-factors and  $\frac{K(K-1)}{2}$  distance factors. Each  $x_{i-k}$  variable receives messages from  $K - 1$  z-factors while each  $z(i, j)_k$  variable is connected to one z-factor and one distance factor. Assuming an asynchronous message update the cost of factor-to-variable messages from distance-factors (*i.e.*,  $\mathcal{O}(n^2y)$ ) dominates the complexity of Perturbed BP's iterations. Since there are  $K^2$  such factors the complexity of message passing per iteration is  $\mathcal{O}(K^2n^2y)$ .

### K-Center Problem:

Assuming an asynchronous update schedule, the cost of sending messages from uniqueness factors dominates the complexity of Perturbed BP's iteration resulting in  $\mathcal{O}(N^3)$  complexity for  $\mu_y$ -reduction and  $\mathcal{O}(N^3 \log(N))$  for the min-max problem.

### Bottleneck Traveling Salesman Problem:

In Section B.2 we show that the  $\mu_y$ -reduction of BTSP factors of Figure 6 allows efficient marginalization in  $\mathcal{O}(N)$ . Since there are  $N^2$  factors in this factor-graph and the cost sending factor-to-variable messages is  $\mathcal{O}(N)$ , the general cost of min-max inference is  $\mathcal{O}(N^3 \log(N))$ .

1265  
1266  
1267  
1268  
1269  
1270  
1271  
1272  
1273  
1274  
1275  
1276  
1277  
1278  
1279  
1280  
1281  
1282  
1283  
1284  
1285  
1286  
1287  
1288  
1289  
1290  
1291  
1292  
1293  
1294  
1295  
1296  
1297  
1298  
1299  
1300  
1301  
1302  
1303  
1304  
1305  
1306  
1307  
1308  
1309  
1310  
1311  
1312  
1313  
1314  
1315  
1316  
1317  
1318  
1319